

Lighted MagniGrip™

4.5x LED Lighted Magnifier with Attached Precision Tweezers

Congratulations on selecting your new Lighted MagniGrip! In order to achieve optimum performance, please follow instructions for proper use and care.

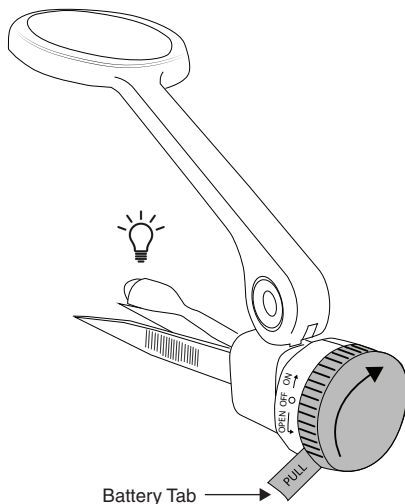


PRODUCT SPECIFICATION

Magnification:	4.5x	Dimensions:	1.4" x 1.8" x 0.4"
Lens Diameter:	30mm (1.2")	Accessories:	Protective Tweezer Guard
Weight:	0.05 lbs	Batteries:	3 G7 Button Cell (included)

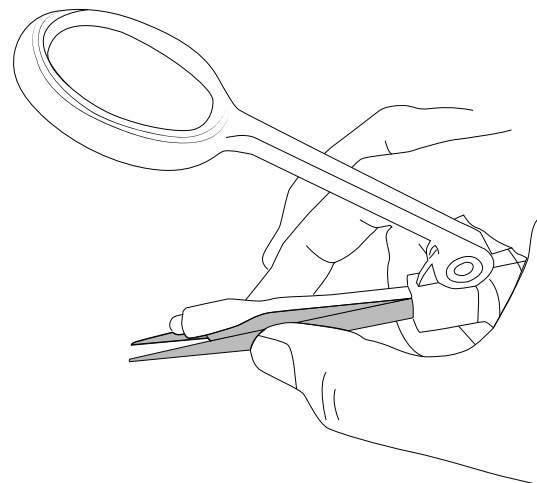
TURNING ON LED

1. Remove battery tab. For LED light, turn knob clockwise for on and counterclockwise for off.



USING TWEEZERS

Point tip tweezers can be used to remove splinters and to perform other delicate tasks. Use thumb and pointer to squeeze tweezers and grab object.



USING MAGNIFIER

Place magnifier over subject you are viewing.

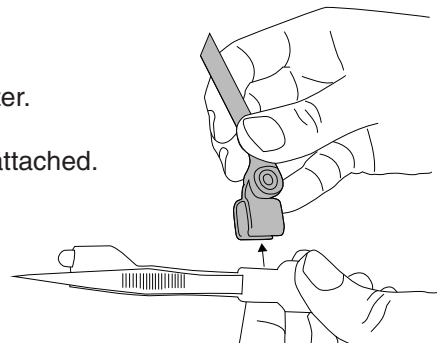
For Best Results:

- Depending on your vision, you may need to move the magnifier closer or further away until focused.

ALTERNATE OPTION

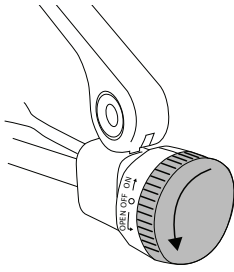
To separate magnifier from tweezers:

1. Lift magnifier arm all the way up until it stops.
2. Pull the arm of the magnifier upwards to separate from tweezers.
Magnifier and tweezer can now be used separately.
3. Reattach when finished. There will be an audible click when attached.

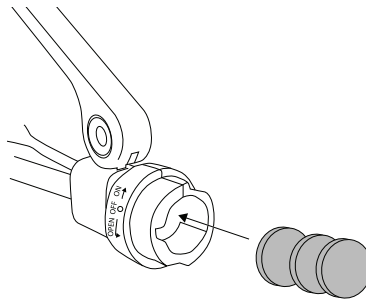


REPLACING BATTERIES

1. To open battery compartment, turn knob counterclockwise and lift off.



2. Insert 3 new G7 batteries as shown below.



3. Reattach battery door and turn clockwise to securely close.

WARNING

Batteries: Mixing old and new, different brands or types within brands may cause batteries to leak, overheat or explode. Keep away from fire or excessive heat. Inspect batteries for corrosion or leakage. Insert in direction indicated. Discard button cell batteries carefully. Keep button cell batteries away from children.

CARE

Clean using microfiber lens cloth. Do not use any abrasives, chemical cleaners, or solvents.

Customer Service:

If you experience any difficulties, please contact us and we will be happy to help you.



✉ info@carson.com



✉ uksupport@carson.com



✉ eusupport@carson.com

For warranty information, visit www.carson.com/warranty

www.carson.com

Carson Optical 2070 5th Avenue, Ronkonkoma, NY 11779 | Tel: 631-963-5000